

SOLACE




SOLACE SAHARA


- Wool & Viscose Blend
- Pitloom
- Ribbed
- 7 mm Pile Height
- Made in India

AVAILABE SIZES

- 120×170 cm
- 155×225 cm
- 200×290 cm




EGGSHELL




SAHARA



CAMEL



KHAKI



PALEGREY